

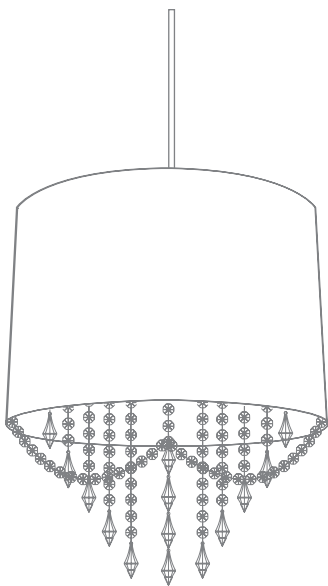





# CRYSTAL BY



ISSUE NO. 1 2014



PRODUCT CATALOGUE

CRYSTAL BY K



62762



58581



62761

BRIGHTON

Item Number	Crystal Color	Body Color-Material	Product (cm)	Max W	Energy Class	IP Class	Class I/II	Exp Ctn(cm)	N.W (kg/pc)	Pcs Ctn	Pc/m3	Pcs/40'
58581	clear	chrome-metal	D48xH47	6xG4 20W	A-E	IP20	Class I	35x35x30	3.5	1	0.037	1497
62761	clear	chrome-metal	D47xH57	12xG4 10W	A-E	IP20	Class I	50x50x55	5	1	0.137	407
62762	clear	antique brass-metal	D47xH57	6xG9 25W	A-E	IP20	Class I	50x50x55	5	1	0.137	407

Note: knock down packing



62642



62641

DIANA

Item Number	Crystal Color	Body Color-Material	Product (cm)	Max W	Energy Class	IP Class	Class I/II	Exp Ctn(cm)	N.W (kg/pc)	Pcs Ctn	Pc/m3	Pcs/40'
62641	clear	chrome-metal	D47xH60	10xG4 20W	A-E	IP20	Class I	50x50x36	5	1	0.09	622
62642	clear	antique brass-metal	D47xH60	4xG9 40W	A-E	IP20	Class I	38x34x28	5	1	0.036	1555
Note:	knock down packing											



61941



61942

## FARNHAMN

Item Number	Crystal Color	Body Color-Material	Product (cm)	Max W	Energy Class	IP Class	Class I/II	Exp Ctn(cm)	N.W (kg/pc)	Pcs Ctn	Pc/m3	Pcs/40'
61941	clear	chrome-metal	D46xH51	12xG4 10W	A-E	IP20	Class I	43x26x38	4.265	1	0.042	1317
61942	clear	antique brass-metal	D46xH51	6xG9 25W	A-E	IP20	Class I	43x26x38	4.265	1	0.042	1317
Note:	knock down packing											

CRYSTAL  
BY



60201



60202



60204



60203

TINDRA

Item Number	Crystal Color	Body Color-Material	Product (cm)	Max W	Energy Class	IP Class	Class I/II	Exp Ctn(cm)	N.W (kg/pc)	Pcs Ctn	Pc/m3	Pcs/40'
60201	clear	chrome-metal	D54xH50	12xG4 10W	A-E	IP20	Class I	38x38x46	2.4	1	0.066	843
60202	clear	white-metal	D54xH50	12xG4 10W	A-E	IP20	Class I	38x38x46	2.4	1	0.066	843
60203	clear	black chrome-metal	D54xH50	12xG4 10W	A-E	IP20	Class I	38x38x46	2.4	1	0.066	843
60204	clear	chrome-metal	D54xH50	8xG9 25W	A-E	IP20	Class I	38x38x46	2.4	1	0.066	843
Note:	knock down packing											

CRYSTAL  
BY



65130



61256



61253



61250



61251



61255



61252

JULIA

Item Number	Crystal Color	Body Color-Material	Product (cm)	Max W	Energy Class	IP Class	Class I/II	Exp Ctn(cm)	N.W (kg/pc)	Pcs Ctn	Pc/m3	Pcs/40'
61250	clear	antique brass-metal	D42xH55	5xE14 40W	A-E	IP20	Class I	37x37x55	3.5	2	0.038	1487
61251	clear	black-metal	D42xH55	5xE14 40W	A-E	IP20	Class I	37x37x55	3.5	2	0.038	1487
61252	clear	antique white-metal	D42xH55	5xE14 40W	A-E	IP20	Class I	37x37x55	3.5	2	0.038	1487
61253	clear	polished brass-metal	D42xH55	5xE14 40W	A-E	IP20	Class I	37x37x55	3.5	2	0.038	1487
61255	clear	black chrome-metal	D42xH55	5xE14 40W	A-E	IP20	Class I	37x37x55	3.5	2	0.038	1487
61256	clear	white-metal	D42xH55	5xE14 40W	A-E	IP20	Class I	37x37x55	3.5	2	0.038	1487
65130	clear	brown copper-metal	D42xH55	5xE14 40W	A-E	IP20	Class I	37x37x55	3.5	2	0.038	1487

Note: knock down packing

CRYSTAL  
BY



68121



68129



68128



68122



68126



68127

BAROCK

Item Number	Crystal Color	Body Color-Material	Product (cm)	Max W	Energy Class	IP Class	Class I/II	Exp Ctn(cm)	N.W (kg/pc)	Pcs Ctn	Pc/m3	Pcs/40'
68121	clear	polished brass-metal	D40xH40	5xE14 40W	A-E	IP20	Class I	71x38x33	3	2	0.044	1258
68122	clear	antique brass-metal	D40xH40	5xE14 40W	A-E	IP20	Class I	71x38x33	3	2	0.044	1258
68126	clear	chrome-metal	D40xH40	5xE14 40W	A-E	IP20	Class I	71x38x33	3	2	0.044	1258
68127	clear	white-metal	D40xH40	5xE14 40W	A-E	IP20	Class I	71x38x33	3	2	0.044	1258
68128	clear	black chrome-metal	D40xH40	5xE14 40W	A-E	IP20	Class I	71x38x33	3	2	0.044	1258
68129	frosted	chrome-metal	D40xH40	5xE14 40W	A-E	IP20	Class I	71x38x33	3	2	0.044	1258

Note: knock down packing

CRYSTAL  
BY



68418



68417



68416



68411



68412



68414

BOLLEN

Item Number	Crystal Color	Body Color-Material	Product (cm)	Max W	Energy Class	IP Class	Class I/II	Exp Ctn(cm)	N.W (kg/pc)	Pcs Ctn	Pc/m3	Pcs/40'
68411	clear	polished brass-metal	D37xH40	3xE14 40W	A-E	IP20	Class I	40x40x40	2.5	1	0.064	875
68412	clear	antique brass-metal	D37xH40	3xE14 40W	A-E	IP20	Class I	40x40x40	2.5	1	0.064	875
68414	frosted	nickel-metal	D37xH40	3xE14 40W	A-E	IP20	Class I	40x40x40	2.5	1	0.064	875
68416	clear	black chrome-metal	D37xH40	3xE14 40W	A-E	IP20	Class I	40x40x40	2.5	1	0.064	875
68417	frosted	chrome-metal	D37xH40	3xE14 40W	A-E	IP20	Class I	40x40x40	2.5	1	0.064	875
68418	clear	white-metal	D37xH40	3xE14 40W	A-E	IP20	Class I	40x40x40	2.5	1	0.064	875
Note:												





65175



64272



64273



64271



64274

## HAVRO

Item Number	Crystal Color	Body Color-Material	Product (cm)	Max W	IP Class	Class I/II	Exp Ctn (cm)	N.W (kg/pc)	Pcs Ctn	Pc/m3	Pcs/40'
64271	clear	antique brass-metal	D55xH62	3xE14 40W	IP20	Class I	82x41x55	3.12	4	0.037	1513
64272	clear	black chrome-metal	D55xH62	3xE14 40W	IP20	Class I	82x41x55	3.12	4	0.037	1513
64273	clear	white-metal	D55xH62	3xE14 40W	IP20	Class I	82x41x55	3.12	4	0.037	1513
64274	clear	chrome-metal	D55xH62	3xE14 40W	IP20	Class I	82x41x55	3.12	4	0.037	1513
65175	clear	PB-metal	D55xH62	3xE14 40W	IP20	Class I	82x41x55	3.12	4	0.037	1513

Note: knock down packing



68138



77214



27663

EMPIRE M W

Item Number	Crystal Color	Body Color-Material	Product (cm)	Max W	Energy Class	IP Class	Class I/II	Exp Ctn(cm)	N.W (kg/pc)	Pcs Ctn	Pc/m3	Pcs/40'
68138	clear	white-metal	D52xH60	3xE14 40W	A-E	IP20	Class I	82x42x42	3	4	0.036	1555
77214	clear	white-metal	D8xH18	1xE14 40W	A-E	IP20	Class II	39x33x24	0.35	18	0.002	32051
27663	clear	white-metal	D26xH33	1xE14 40W	A-E	IP20	Class II	37x37x36	0.75	6	0.008	6696
Note:	knock down packing											



68131



77212



27661

EMPIRE M

Item Number	Crystal Color	Body Color-Material	Product (cm)	Max W	Energy Class	IP Class	Class I/II	Exp Ctn(cm)	N.W (kg/pc)	Pcs Ctn	Pc/m3	Pcs/40'
68131	clear	PB-metal	D52xH60	3xE14 40W	A-E	IP20	Class I	82x42x42	3	4	0.036	1555
77212	clear	PB-metal	D8xH18	1xE14 40W	A-E	IP20	Class II	39x33x24	0.35	18	0.002	32051
27661	clear	PB-metal	D26xH33	1xE14 40W	A-E	IP20	Class II	37x37x36	0.75	6	0.008	6696
Note:	knock down packing											



68132



77211



27660

## EMPIRE M

Item Number	Crystal Color	Body Color-Material	Product (cm)	Max W	Energy Class	IP Class	Class I/II	Exp Ctn(cm)	N.W (kg/pc)	Pcs Ctn	Pc/m3	Pcs/40'
68132	clear	AB-metal	D52xH60	3xE14 40W	A-E	IP20	Class I	82x42x42	3	4	0.036	1555
77211	clear	AB-metal	D8xH18	1xE14 40W	A-E	IP20	Class II	39x33x24	0.35	18	0.002	32051
27660	clear	AB-metal	D26xH33	1xE14 40W	A-E	IP20	Class II	37x37x36	0.75	6	0.008	6696
Note:	knock down packing											



68134



77213



27662

EMPIRE M

Item Number	Crystal Color	Body Color-Material	Product (cm)	Max W	Energy Class	IP Class	Class I/II	Exp Ctn(cm)	N.W (kg/pc)	Pcs Ctn	Pc/m3	Pcs/40'
68134	frosted	nickel-metal	D52xH60	3xE14 40W	A-E	IP20	Class I	82x42x42	3	4	0.036	1555
77213	frosted	nickel-metal	D8xH18	1xE14 40W	A-E	IP20	Class II	39x33x24	0.35	18	0.002	32051
27662	frosted	nickel-metal	D26xH33	1xE14 40W	A-E	IP20	Class II	37x37x36	0.75	6	0.008	6696
Note:	knock down packing											

CRYSTAL  
BY



62651

GNISTRA

Item Number	Crystal Color	Body Color-Material	Product (cm)	Max W	Energy Class	IP Class	Class I/II	Exp Ctn(cm)	N.W (kg/pc)	Pcs Ctn	Pc/m3	Pcs/40'
62651	clear	antique brass-metal	D75xH80	8xE14 40W	A-E	IP20	Class I	70x70x36	6	1	0.176	312
Note:	knock down packing											

CRYSTAL  
BY



64301



64302



64303



65206

OXFORD

Item Number	Plastic bead Color	Body Color-Material	Product (cm)	Max W	IP Class	Class I/II	Exp Ctn(cm)	N.W (kg/pc)	Pcs Ctn	Pc/m3	Pcs/40'
64301	clear	chrome-metal	D36xH54	1xE27 60W	IP20	Class II	40x40x46	1.3	4	0.018	3043
64302	clear	antique brass-metal	D36xH54	1xE27 60W	IP20	Class II	40x40x46	1.3	4	0.018	3043
64303	clear/black	black chrome-metal	D36xH54	1xE27 60W	IP20	Class II	40x40x46	1.3	4	0.018	3043
65206	black	black chrome-metal	D36xH54	1xE27 60W	IP20	Class II	40x40x46	1.3	4	0.018	3043
Note:											



64314



64311



64312



64313



64315

## PLYMOUTH

Item Number	Plastic bead Color	Body Color-Material	Product (cm)	Max W	IP Class	Class I/II	Exp Ctn(cm)	N.W (kg/pc)	Pcs Ctn	Pc/m3	Pcs/40'
64311	clear	chrome-metal	D36xH43	1xE27 60W	IP20	Class II	40x40x46	1.1	4	0.018	3043
64312	clear	antique brass-metal	D36xH43	1xE27 60W	IP20	Class II	40x40x46	1.1	4	0.018	3043
64313	clear	copper-metal	D36xH43	1xE27 60W	IP20	Class II	40x40x46	1.1	4	0.018	3043
64314	black	black chrome-metal	D36xH43	1xE27 60W	IP20	Class II	40x40x46	1.1	4	0.018	3043
64315	clear	chrome-metal	D36xH43	1xE27 60W	IP20	Class II	40x40x46	1.1	4	0.018	3043
Note:											





64321



64322

WARWICK

Item Number	Plastic bead Color	Body Color-Material	Product (cm)	Max W	Energy Class	IP Class	Class I/II	Exp Ctn(cm)	N.W (kg/pc)	Pcs Ctn	Pc/m3	Pcs/40'
64321	clear	chrome-metal	D36xH57	1xE27 60W	A-E	IP20	Class II	40x40x46	1.3	4	0.018	3043
64322	clear	antique brass-metal	D36xH57	1xE27 60W	A-E	IP20	Class II	40x40x46	1.3	4	0.018	3043
Note:												



62921



58621



62841

## MESSINA

Item Number	Plastic bead Color	Body Color-Material	Product (cm)	Max W	Energy Class	IP Class	Class I/II	Exp Ctn(cm)	N.W (kg/pc)	Pcs Ctn	Pc/m3	Pcs/40'
58621	clear	chrome-metal	D40xH20	3xE14 40W	A-E	IP20	Class I	42x42x46	2.4	2	0.04	1382
62841	clear	chrome-metal	D28xH14	1xE27 60W	A-E	IP20	Class II	32x32x34	1.2	2	0.018	3056
62921	clear	chrome-metal	D40xH20	1xE27 60W	A-E	IP20	Class II	42x42x46	2.4	2	0.04	3056
Note:	knock down packing											



58701



64011

YORK 2

Item Number	Crystal Color	Body Color-Material	Product (cm)	Max W	Energy Class	IP Class	Class I/II	Exp Ctn(cm)	N.W (kg/pc)	Pcs Ctn	Pc/m3	Pcs/40'
58701	clear	chrome-metal	D42xH28	4xG9 25W	A-E	IP20	Class I	44x44x32	1.94	1	0.062	903
64011	clear	chrome-metal	D45	6xG9 25W	A-E	IP20	Class I	47x47x47	2.75	1	0.104	538
Note:												



58761



58762



58763

## HAMILTON

Item Number	Plastic bead Color	Body Color-Material	Product (cm)	Max W	Energy Class	IP Class	Class I/II	Exp Ctn(cm)	N.W (kg/pc)	Pcs Ctn	Pc/m3	Pcs/40'
58761	clear	chrome-metal	D36xH16	3xE14 40W	A-E	IP20	Class I	38x38x20	1.6	1	0.029	1931
58762	clear	chrome-metal	D40xH14	3xE14 40W	A-E	IP20	Class I	42x42x18	2.1	1	0.032	1750
58763	clear	chrome-metal	D40xH14	3xE14 40W	A-E	IP20	Class I	42x42x18	2	1	0.032	1750
Note:												

CRYSTAL  
BY



64444

## HAMILTON

Item Number	Plastic beads Color	Body Color-Material	Product (cm)	Max W	Energy Class	IP Class	Class I/II	Exp Ctn (cm)	N.W (kg/pc)	Pcs Ctn	Pc/ m3	Pcs/40'
64444	clear	chrome-metal	D33xH30	1xE27 60W	A-E	IP20	Class II	35x35x32	1.2	1	0.039	1428
Note:												

CRYSTAL  
BY



59023

## HAMILTON

Item Number	Crystal beads Color	Body Color-Material	Product (cm)	Max W	Energy Class	IP Class	Class I/II	Exp Ctn (cm)	N.W (kg/pc)	Pcs Ctn	Pc/ m3	Pcs/40'
59023	clear	chrome-metal	D40xH14	3xE14 40W	A-E	IP20	Class I	42x42x18	2.8	1	0.032	1750
Note:												

CRYSTAL  
BY



58382



58381



58383

GLORIA

Item Number	Crystal Color	Body Color-Material	Product (cm)	Max W	Energy Class	IP Class	Class I/II	Exp Ctn(cm)	N.W (kg/pc)	Pcs Ctn	Pc/m3	Pcs/40'
58381	clear	chrome-metal	D40xH22	6xG4 20W	A-E	IP20	Class I	69x44x44	2.27	4	0.034	1671
58382	clear	chrome-metal	D55xH23	13xG4 10W	A-E	IP20	Class I	58x58x20	4.6	1	0.067	832
58383	clear	chrome-metal	D40xH22	6xG9 25W	A-E	IP20	Class I	69x44x44	2.27	4	0.034	1671
Note:	knock down packing											



58111

MADELEN

Item Number	Crystal Color	Body Color-Material	Product (cm)	Max W	Energy Class	IP Class	Class I/II	Exp Ctn(cm)	N.W (kg/pc)	Pcs Ctn	Pc/m3	Pcs/40'
58111	clear	chrome-metal	D35xH24	3xE14 40W	A-E	IP20	Class I	40x40x30	3	1	0.048	1146
Note:	knock down packing											



